





N·C·MADE

# THE SATURDAY UP-SLOPE ARM


WITH LARGE FRONT RAIL • 2" LEGS




<b>52520</b>
108lbs. LOVESEAT
TOTAL W59" D37" H32"
SEAT W53" D22" H18"
ARMS --- --- H24"



<b>52535</b>
115lbs. APARTMENT SOFA
TOTAL W76" D37" H32"
SEAT W68" D22" H18"
ARMS --- --- H24"




<b>52530</b>
140lbs. 86" SOFA
TOTAL W86" D37" H32"
SEAT W78" D22" H18"
ARMS --- --- H24"




<b>52580</b>
170lbs. 96" SOFA
TOTAL W96" D37" H32"
SEAT W88" D22" H18"
ARMS --- --- H24"


SATURDAY UP-SLOPE ARM ALSO AVAILABLE WITH THIN FRONT RAIL AND 7" LEGS AS 575 GROUP. SEE 1:1 BOOKLET FOR MORE INFORMATION. SEE REVERSE FOR SECTIONAL OPTIONS.




<b>50009</b>	<b>CORNER CHAIR</b>
80lbs.	
<b>TOTAL</b>	W37" D37" H32"
<b>SEAT</b>	W22" D22" H18"
<b>ARMS</b>	--- --- ---



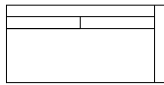
<b>52511</b>	<b>RIGHT ARM CHAIR</b>
80lbs.	
<b>TOTAL</b>	W30" D37" H32"
<b>SEAT</b>	W26" D22" H18"
<b>ARMS</b>	--- --- H24"



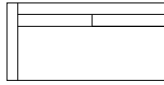
<b>52512</b>	<b>LEFT ARM CHAIR</b>
80lbs.	
<b>TOTAL</b>	W30" D37" H32"
<b>SEAT</b>	W26" D22" H18"
<b>ARMS</b>	--- --- H24"



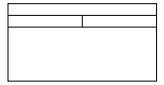
<b>50013</b>	<b>ARMLESS CHAIR</b>
80lbs.	
<b>TOTAL</b>	W26" D37" H32"
<b>SEAT</b>	W26" D22" H18"
<b>ARMS</b>	--- --- ---




<b>52521</b>	<b>R. ARM LOVESEAT</b>
108lbs.	
<b>TOTAL</b>	W56" D37" H32"
<b>SEAT</b>	W53" D22" H18"
<b>ARMS</b>	--- --- H24"



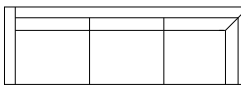
<b>52522</b>	<b>L. ARM LOVESEAT</b>
108lbs.	
<b>TOTAL</b>	W56" D37" H32"
<b>SEAT</b>	W53" D22" H18"
<b>ARMS</b>	--- --- H24"




<b>50023</b>	<b>ARMLESS LOVESEAT</b>
95lbs.	
<b>TOTAL</b>	W52" D37" H32"
<b>SEAT</b>	W52" D22" H18"
<b>ARMS</b>	--- --- ---



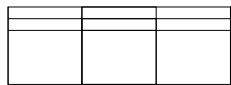
<b>52531</b>	<b>R. CORNER SOFA</b>
180lbs.	
<b>TOTAL</b>	W92" D37" H32"
<b>SEAT</b>	W79" D22" H18"
<b>ARMS</b>	--- --- H24"




<b>52532</b>	<b>L. CORNER SOFA</b>
180lbs.	
<b>TOTAL</b>	W92" D37" H32"
<b>SEAT</b>	W79" D22" H18"
<b>ARMS</b>	--- --- H24"




<b>50033</b>	<b>ARMLESS SOFA</b>
120lbs.	
<b>TOTAL</b>	W78" D37" H32"
<b>SEAT</b>	W78" D22" H18"
<b>ARMS</b>	--- --- ---



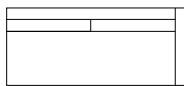
<b>52533</b>	<b>R. ARM SOFA</b>
125lbs.	
<b>TOTAL</b>	W82" D37" H32"
<b>SEAT</b>	W78" D22" H18"
<b>ARMS</b>	--- --- H24"



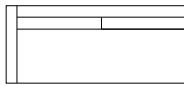
<b>52534</b>	<b>L. ARM SOFA</b>
125lbs.	
<b>TOTAL</b>	W82" D37" H32"
<b>SEAT</b>	W78" D22" H18"
<b>ARMS</b>	--- --- H24"



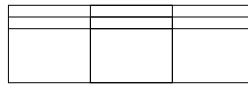
<b>50035</b>	<b>ARMLESS APT. SOFA</b>
100lbs.	
<b>TOTAL</b>	W68" D37" H32"
<b>SEAT</b>	W68" D22" H18"
<b>ARMS</b>	--- --- ---



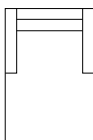
<b>52536</b>	<b>R. ARM APT. SOFA</b>
125lbs.	
<b>TOTAL</b>	W72" D37" H32"
<b>SEAT</b>	W68" D22" H18"
<b>ARMS</b>	--- --- H24"



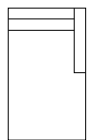
<b>52537</b>	<b>L. ARM APT. SOFA</b>
125lbs.	
<b>TOTAL</b>	W72" D37" H32"
<b>SEAT</b>	W68" D22" H18"
<b>ARMS</b>	--- --- H24"



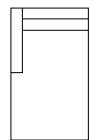
<b>50039</b>	<b>LG. ARMLESS SOFA</b>
140lbs.	
<b>TOTAL</b>	W88" D37" H32"
<b>SEAT</b>	W88" D22" H18"
<b>ARMS</b>	--- --- ---




<b>52560</b>	<b>CHAISE</b>
125lbs.	
<b>TOTAL</b>	W38" D63" H32"
<b>SEAT</b>	W30" D22" H18"
<b>ARMS</b>	--- --- H24"



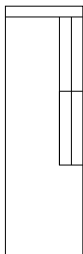
<b>52561</b>	<b>R. ARM CHAISE</b>
125lbs.	
<b>TOTAL</b>	W34" D63" H32"
<b>SEAT</b>	W30" D22" H18"
<b>ARMS</b>	--- --- H24"



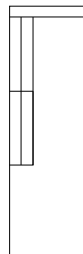
<b>52562</b>	<b>L. ARM CHAISE</b>
125lbs.	
<b>TOTAL</b>	W34" D63" H32"
<b>SEAT</b>	W30" D22" H18"
<b>ARMS</b>	--- --- H24"



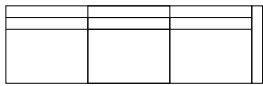
<b>50063</b>	<b>ARMLESS CHAISE</b>
125lbs.	
<b>TOTAL</b>	W30" D63" H32"
<b>SEAT</b>	W30" D22" H18"
<b>ARMS</b>	--- --- ---




<b>50071</b>	<b>R. ARM BUMPER</b>
136lbs.	
<b>TOTAL</b>	W37" D85" H32"
<b>SEAT</b>	W22" D70" H18"
<b>ARMS</b>	--- --- ---



<b>50072</b>	<b>L. ARM BUMPER</b>
136lbs.	
<b>TOTAL</b>	W37" D85" H32"
<b>SEAT</b>	W22" D70" H18"
<b>ARMS</b>	--- --- ---



<b>52581</b>	<b>R. ARM LG. SOFA</b>
160lbs.	
<b>TOTAL</b>	W92" D37" H32"
<b>SEAT</b>	W88" D22" H18"
<b>ARMS</b>	--- --- H24"



<b>52582</b>	<b>L. ARM LG. SOFA</b>
160lbs.	
<b>TOTAL</b>	W92" D37" H32"
<b>SEAT</b>	W88" D22" H18"
<b>ARMS</b>	--- --- H24"

SATURDAY UP-SLOPE ARM ALSO AVAILABLE WITH THIN FRONT RAIL AND 7" LEGS AS 575 GROUP.  
SEE 1:1 BOOKLET FOR MORE INFORMATION.