





N·C·MADE

# THE TUESDAY TRACK ARM


WITH LARGE FRONT RAIL • 2" LEGS




<b>50520</b>
108lbs.   LOVESEAT
TOTAL   W59" D37" H32"
SEAT   W53" D22" H18"
ARMS   --- --- H24"



<b>50535</b>
115lbs.   APARTMENT SOFA
TOTAL   W76" D37" H32"
SEAT   W68" D22" H18"
ARMS   --- --- H24"




<b>50530</b>
140lbs.   86" SOFA
TOTAL   W86" D37" H32"
SEAT   W78" D22" H18"
ARMS   --- --- H24"




<b>50580</b>
170lbs.   96" SOFA
TOTAL   W96" D37" H32"
SEAT   W88" D22" H18"
ARMS   --- --- H24"


TUESDAY TRACK ARM ALSO AVAILABLE WITH THIN FRONT RAIL AND 7" LEGS AS 555 GROUP. SEE 1:1 BOOKLET FOR MORE INFORMATION. SEE REVERSE FOR SECTIONAL OPTIONS.




<b>50009</b>	<b>CORNER CHAIR</b>
80lbs.	
<b>TOTAL</b>	W37" D37" H32"
<b>SEAT</b>	W22" D22" H18"
<b>ARMS</b>	--- --- ---



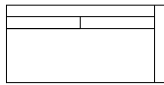
<b>50511</b>	<b>RIGHT ARM CHAIR</b>
80lbs.	
<b>TOTAL</b>	W30" D37" H32"
<b>SEAT</b>	W26" D22" H18"
<b>ARMS</b>	--- --- H24"



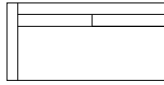
<b>50512</b>	<b>LEFT ARM CHAIR</b>
80lbs.	
<b>TOTAL</b>	W30" D37" H32"
<b>SEAT</b>	W26" D22" H18"
<b>ARMS</b>	--- --- H24"



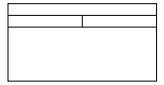
<b>50013</b>	<b>ARMLESS CHAIR</b>
80lbs.	
<b>TOTAL</b>	W26" D37" H32"
<b>SEAT</b>	W26" D22" H18"
<b>ARMS</b>	--- --- ---




<b>50521</b>	<b>R. ARM LOVESEAT</b>
108lbs.	
<b>TOTAL</b>	W56" D37" H32"
<b>SEAT</b>	W53" D22" H18"
<b>ARMS</b>	--- --- H24"




<b>50522</b>	<b>L. ARM LOVESEAT</b>
108lbs.	
<b>TOTAL</b>	W56" D37" H32"
<b>SEAT</b>	W53" D22" H18"
<b>ARMS</b>	--- --- H24"




<b>50023</b>	<b>ARMLESS LOVESEAT</b>
95lbs.	
<b>TOTAL</b>	W52" D37" H32"
<b>SEAT</b>	W52" D22" H18"
<b>ARMS</b>	--- --- ---



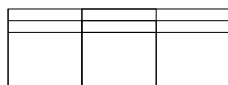
<b>50531</b>	<b>R. CORNER SOFA</b>
180lbs.	
<b>TOTAL</b>	W92" D37" H32"
<b>SEAT</b>	W79" D22" H18"
<b>ARMS</b>	--- --- H24"




<b>50532</b>	<b>L. CORNER SOFA</b>
180lbs.	
<b>TOTAL</b>	W92" D37" H32"
<b>SEAT</b>	W79" D22" H18"
<b>ARMS</b>	--- --- H24"




<b>50033</b>	<b>ARMLESS SOFA</b>
120lbs.	
<b>TOTAL</b>	W78" D37" H32"
<b>SEAT</b>	W78" D22" H18"
<b>ARMS</b>	--- --- ---



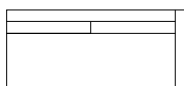
<b>50533</b>	<b>R. ARM SOFA</b>
125lbs.	
<b>TOTAL</b>	W82" D37" H32"
<b>SEAT</b>	W78" D22" H18"
<b>ARMS</b>	--- --- H24"




<b>50534</b>	<b>L. ARM SOFA</b>
125lbs.	
<b>TOTAL</b>	W82" D37" H32"
<b>SEAT</b>	W78" D22" H18"
<b>ARMS</b>	--- --- H24"




<b>50035</b>	<b>ARMLESS APT. SOFA</b>
100lbs.	
<b>TOTAL</b>	W68" D37" H32"
<b>SEAT</b>	W68" D22" H18"
<b>ARMS</b>	--- --- ---



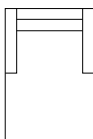
<b>50536</b>	<b>R. ARM APT. SOFA</b>
125lbs.	
<b>TOTAL</b>	W72" D37" H32"
<b>SEAT</b>	W68" D22" H18"
<b>ARMS</b>	--- --- H24"



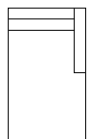
<b>50537</b>	<b>L. ARM APT. SOFA</b>
125lbs.	
<b>TOTAL</b>	W72" D37" H32"
<b>SEAT</b>	W68" D22" H18"
<b>ARMS</b>	--- --- H24"



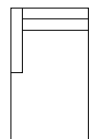
<b>50039</b>	<b>LG. ARMLESS SOFA</b>
140lbs.	
<b>TOTAL</b>	W88" D37" H32"
<b>SEAT</b>	W88" D22" H18"
<b>ARMS</b>	--- --- ---




<b>50560</b>	<b>CHAISE</b>
125lbs.	
<b>TOTAL</b>	W38" D63" H32"
<b>SEAT</b>	W30" D22" H18"
<b>ARMS</b>	--- --- H24"



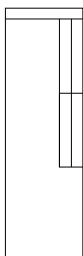
<b>50561</b>	<b>R. ARM CHAISE</b>
125lbs.	
<b>TOTAL</b>	W34" D63" H32"
<b>SEAT</b>	W30" D22" H18"
<b>ARMS</b>	--- --- H24"



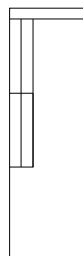
<b>50562</b>	<b>L. ARM CHAISE</b>
125lbs.	
<b>TOTAL</b>	W34" D63" H32"
<b>SEAT</b>	W30" D22" H18"
<b>ARMS</b>	--- --- H24"



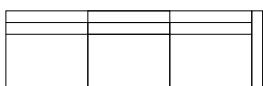
<b>50063</b>	<b>ARMLESS CHAISE</b>
125lbs.	
<b>TOTAL</b>	W30" D63" H32"
<b>SEAT</b>	W30" D22" H18"
<b>ARMS</b>	--- --- ---



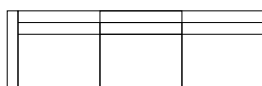
<b>50071</b>	<b>R. ARM BUMPER</b>
136lbs.	
<b>TOTAL</b>	W37" D85" H32"
<b>SEAT</b>	W22" D70" H18"
<b>ARMS</b>	--- --- ---



<b>50072</b>	<b>L. ARM BUMPER</b>
136lbs.	
<b>TOTAL</b>	W37" D85" H32"
<b>SEAT</b>	W22" D70" H18"
<b>ARMS</b>	--- --- ---



<b>50581</b>	<b>R. ARM LG. SOFA</b>
160lbs.	
<b>TOTAL</b>	W92" D37" H32"
<b>SEAT</b>	W88" D22" H18"
<b>ARMS</b>	--- --- H24"



<b>50582</b>	<b>L. ARM LG. SOFA</b>
160lbs.	
<b>TOTAL</b>	W92" D37" H32"
<b>SEAT</b>	W88" D22" H18"
<b>ARMS</b>	--- --- H24"

TUESDAY TRACK ARM ALSO AVAILABLE WITH THIN FRONT RAIL AND 7" LEGS AS 555 GROUP.  
SEE 1:1 BOOKLET FOR MORE INFORMATION.