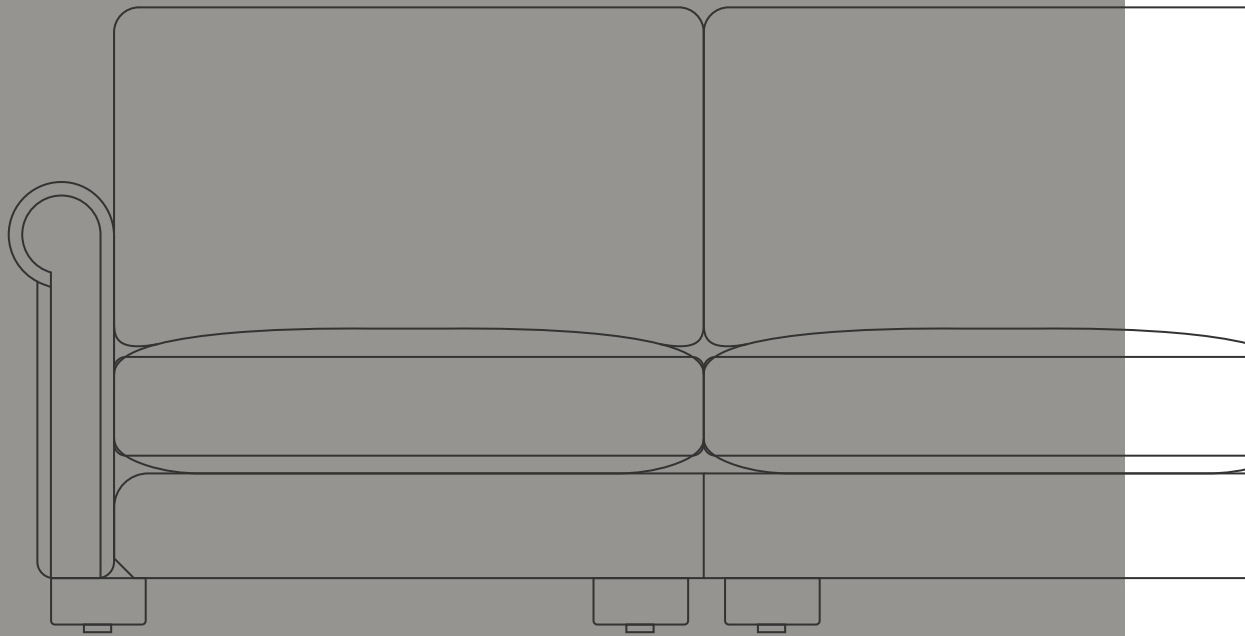




1:1  
DESIGN  
WORKBOOK  
SOFA & SECTIONAL  
...

**N·C MADE**





## 1 CRAFTSMAN: 1 CUSTOMER

Our furniture is hand-built by one craftsman for one customer one piece at a time. Each person has a unique vision of what belongs in their home, and our goal is to fulfill that vision.

• • •

01.

Choose your desired arm style, then choose your sectional configuration or sofa size, leg finish, cushion style, and detailing. Once completed, your sales associate will place your order, and you will receive your custom-designed piece of furniture in a matter of weeks.

02.

Add the corresponding letters/numbers of your selection to the designated box. There are 8 boxes in total: Arms, sectionals or sofas, legs, cushions, and 4 choices for detailing.

03.

**Your final code completes your custom order.**

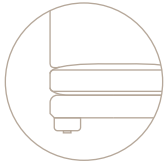
<input type="text"/>	—	<input type="text"/>	—	<input type="text"/>	—	<input type="text"/>	—	<input type="text"/>	—	<input type="text"/>
ARMS		SOFAS/SECTIONALS		CUSHN		LEGS		DETAILING		

01.

# ARM DESIGN

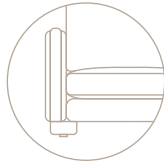
• • •

## LARGE FRONT RAIL + 2" SHORT LEGS



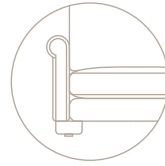
ARMLESS PIECES,  
CORNER CHAIR & BUMPERS

500



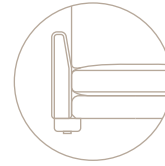
TUESDAY  
TRACK ARMS

505



MONDAY  
ROLL ARMS

510



THURSDAY  
TAPER ARMS

515



FRIDAY  
FLAIR ARMS

520



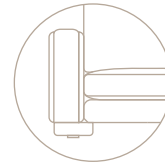
SATURDAY  
UP-SLOPE ARMS

525



SUNDAY  
DOWN-SLOPE ARMS

530



WEDNESDAY  
WIDE TRACK

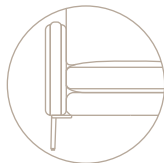
535

## THIN FRONT RAIL + 7" TALL LEGS



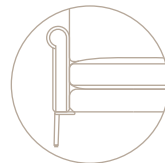
ARMLESS PIECES,  
CORNER CHAIR & BUMPERS

550



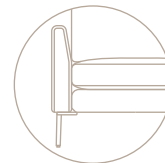
TUESDAY  
TRACK ARMS

555



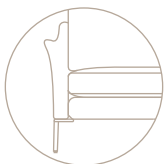
MONDAY  
ROLL ARMS

560



THURSDAY  
TAPER ARMS

565



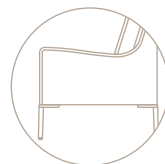
FRIDAY  
FLAIR ARMS

570



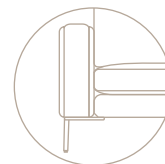
SATURDAY  
UP-SLOPE ARMS

575



SUNDAY  
DOWN-SLOPE ARMS

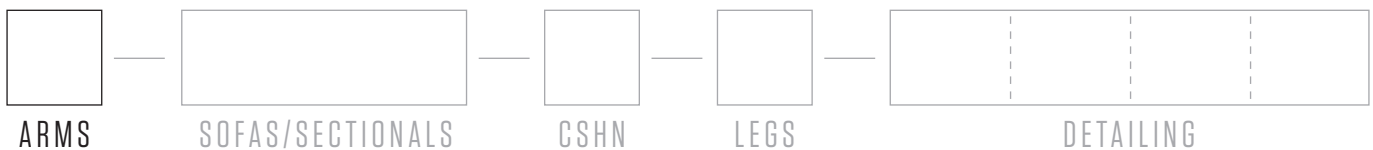
580



WEDNESDAY  
WIDE TRACK

585

01.




02.

# SOFAS & SECTIONALS

• • •

CHOOSE FROM 4 SOFA LENGTHS




LONG SOFA

170lbs.	LONG SOFA
TOTAL	W96" D37" H32"
SEAT	W88" D22" H18"
ARMS	--- --- H24"



STANDARD SOFA

140lbs.	STANDARD SOFA
TOTAL	W86" D37" H32"
SEAT	W78" D22" H18"
ARMS	--- --- H24"



APARTMENT SOFA

115lbs.	APARTMENT SOFA
TOTAL	W76" D37" H32"
SEAT	W68" D22" H18"
ARMS	--- --- H24"



LOVESEAT

108lbs.	LOVESEAT SOFA
TOTAL	W59" D37" H32"
SEAT	W53" D22" H18"
ARMS	--- --- H24"

OR SELECT 1 OR MORE SECTIONAL OPTIONS



80lbs.	CORNER CHAIR
TOTAL	W37" D37" H32"
SEAT	W22" D22" H18"
ARMS	--- --- ---



80lbs.	RIGHT ARM CHAIR
TOTAL	W30" D37" H32"
SEAT	W26" D22" H18"
ARMS	--- --- H24"



80lbs.	LEFT ARM CHAIR
TOTAL	W30" D37" H32"
SEAT	W26" D22" H18"
ARMS	--- --- H24"



80lbs.	ARMLESS CHAIR
TOTAL	W26" D37" H32"
SEAT	W26" D22" H18"
ARMS	--- --- ---



108lbs.	R. ARM LOVESEAT
TOTAL	W56" D37" H32"
SEAT	W53" D22" H18"
ARMS	--- --- H24"



108lbs.	L. ARM LOVESEAT
TOTAL	W56" D37" H32"
SEAT	W53" D22" H18"
ARMS	--- --- H24"



95lbs.	ARMLESS LOVESEAT
TOTAL	W52" D37" H32"
SEAT	W52" D22" H18"
ARMS	--- --- ---



180lbs.	R. CORNER SOFA
TOTAL	W92" D37" H32"
SEAT	W79" D22" H18"
ARMS	--- --- H24"

ADD 8" TO WIDTH FOR 2 ARM WIDE TRACK PIECE  
AND 4" TO WIDTH FOR 1 ARM WIDE TRACK PIECE

02.

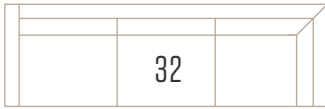


02.


# SOFAS & SECTIONALS

• • •

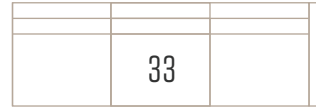
SELECT 1 OR MORE SECTIONAL OPTIONS




180lbs.	L. CORNER SOFA
TOTAL	W92" D37" H32"
SEAT	W79" D22" H18"
ARMS	--- --- H24"




120lbs.	ARMLESS SOFA
TOTAL	W78" D37" H32"
SEAT	W78" D22" H18"
ARMS	--- --- ---




125lbs.	R. ARM SOFA
TOTAL	W82" D37" H32"
SEAT	W78" D22" H18"
ARMS	--- --- H24"




125lbs.	L. ARM SOFA
TOTAL	W82" D37" H32"
SEAT	W78" D22" H18"
ARMS	--- --- H24"




100lbs.	ARMLESS APT. SOFA
TOTAL	W68" D37" H32"
SEAT	W68" D22" H18"
ARMS	--- --- ---



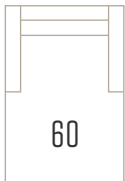
125lbs.	R. ARM APT. SOFA
TOTAL	W72" D37" H32"
SEAT	W68" D22" H18"
ARMS	--- --- H24"




125lbs.	L. ARM APT. SOFA
TOTAL	W72" D37" H32"
SEAT	W68" D22" H18"
ARMS	--- --- H24"



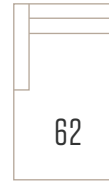
140lbs.	LG. ARMLESS SOFA
TOTAL	W88" D37" H32"
SEAT	W88" D22" H18"
ARMS	--- --- ---




125lbs.	CHAISE
TOTAL	W38" D63" H32"
SEAT	W30" D22" H18"
ARMS	--- --- H24"



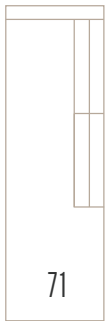
125lbs.	R. ARM CHAISE
TOTAL	W34" D63" H32"
SEAT	W30" D22" H18"
ARMS	--- --- H24"



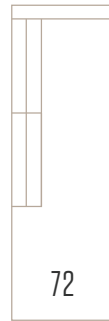
125lbs.	L. ARM CHAISE
TOTAL	W34" D63" H32"
SEAT	W30" D22" H18"
ARMS	--- --- H24"




125lbs.	ARMLESS CHAISE
TOTAL	W30" D63" H32"
SEAT	W30" D22" H18"
ARMS	--- --- ---



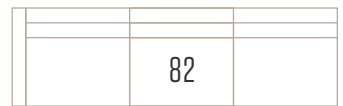
136lbs.	R. ARM BUMPER
TOTAL	W38" D85" H32"
SEAT	W22" D70" H18"
ARMS	--- --- ---



136lbs.	L. ARM BUMPER
TOTAL	W38" D85" H32"
SEAT	W22" D70" H18"
ARMS	--- --- ---



160lbs.	R. ARM LG. SOFA
TOTAL	W92" D37" H32"
SEAT	W88" D22" H18"
ARMS	--- --- H24"



160lbs.	L. ARM LG. SOFA
TOTAL	W92" D37" H32"
SEAT	W88" D22" H18"
ARMS	--- --- H24"

ADD 8" TO WIDTH FOR 2 ARM WIDE TRACK PIECE  
AND 4" TO WIDTH FOR 1 ARM WIDE TRACK PIECE

02.



03.

# CUSHION DESIGN

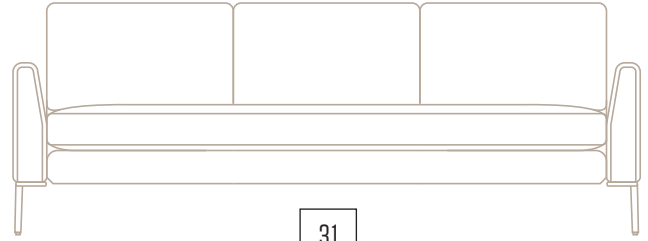
• • •

## SELECT BACK + SEAT CUSHION CONFIGURATION




21

2 BACK/1 BENCH CUSHION




31

3 BACK/1 BENCH CUSHION



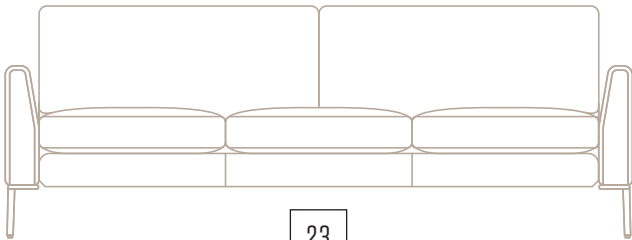
22

2 BACK/2 SEAT CUSHIONS




32

3 BACK/2 SEAT CUSHIONS



23

2 BACK/3 SEAT CUSHIONS



33

3 BACK/3 SEAT CUSHIONS

\*NO CUSHION CHOICES FOR CHAIRS, BUMPERS AND CHAISES AS THEY ALL COME STANDARD WITH ONE SEAT CUSHION ONLY

\*CORNER SOFAS ONLY AVAILABLE AS 33 OR 31 DUE TO DIMENSION RESTRAINTS

\*LOVESEATS ONLY AVAILABLE AS 21 OR 22 DUE TO DIMENSION RESTRAINTS


03.



ARMS




SOFAS/SECTIONALS



CSHN



LEGS



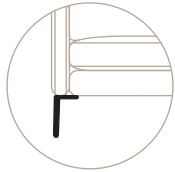
DETAILING

04.

# LEG FINISH

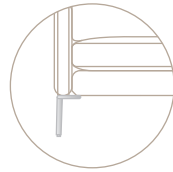
• • •

## THIN FRONT RAIL + 7" TALL LEGS



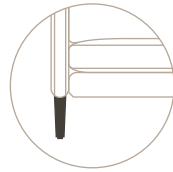
BLACK METAL LEG

B



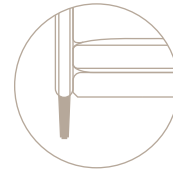
BRUSHED METAL LEG

M



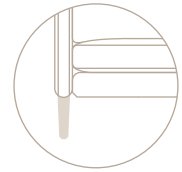
WENGE WOOD LEG

W



WALNUT WOOD LEG

T

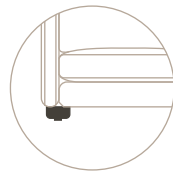


DRIFTWOOD LEG

D

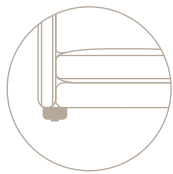
## LARGE FRONT RAIL + 2" SHORT LEGS

\*METAL FINISH NOT OFFERED WITH SHORT LEGS



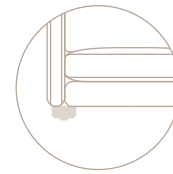
WENGE WOOD LEG

W



WALNUT WOOD LEG

T



DRIFTWOOD LEG

D

05.

# DETAILING

• • •

### 01. CUSHIONS

DWN

#### DOWN CUSHIONS

LEAVE BLANK FOR STANDARD CUSHIONS

### 02. TAILORING

WE

#### WELT TAILORING

LEAVE BLANK FOR CLEAN TAILORING  
\*WELT NOT OFFERED WITH SLIPCOVER

### 03. COVERING

S

#### SLIPCOVER

LEAVE BLANK FOR NO SLIPCOVER

### 04. FABRIC

INPUT THE NUMBER OF YOUR SELECTED FABRIC



ARMS




SOFAS/SECTIONALS



CUSHN



LEGS



DETAILING

04.

05.



WE ARE

more than  
furniture.

...